



The diagram shows a central area with the word "FRONT" in large, light grey letters. This area is enclosed by three concentric, rounded rectangular lines. The outermost line is magenta, the middle line is red, and the innermost line is green and dashed. A legend box is positioned in the lower-left quadrant of the diagram, containing the word "KEY" and three entries: a magenta line for "BLEED LINE", a red line for "CUT LINE", and a green dashed line for "TEXT SAFE MARGIN".

FRONT

KEY




— BLEED LINE

— CUT LINE

- - - TEXT SAFE MARGIN

BACK
(FOR DOUBLE SIDED)

KEY

-  BLEED LINE
-  CUT LINE
-  TEXT SAFE MARGIN